



GILLESPIES

AERIAL ACCESS DIVISION

1350SJP Ultra Telescopic Straight Boom

Ultra Telescopic Extended Reach

AVAILABLE WITH SKYPOWER GENERATORS

**4 WHEEL STEER
4 WHEEL DRIVE**



Model 1350SJP

Ultra Series Telescopic Boom Lifts Reach Specifications

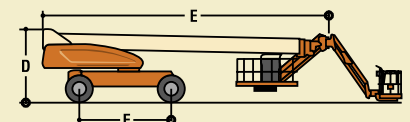
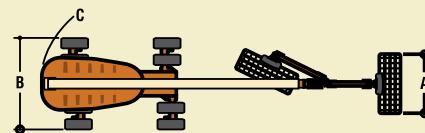
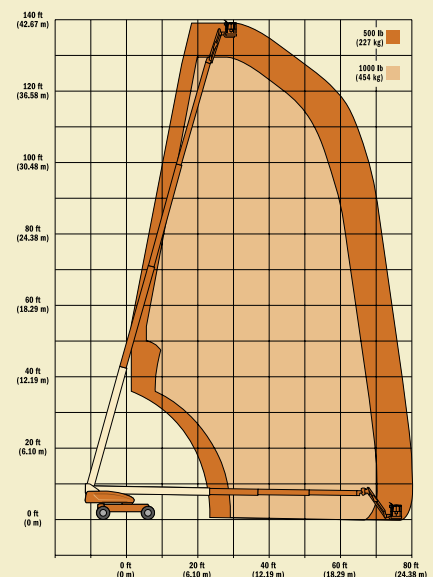
Platform Height	135 ft (41.15 m)
Horizontal Reach	80 ft (24.38 m)
Up and Over Height	—
Swing	360° Continuous
Platform Capacity—Restricted	1,000 lb (454 kg)
Platform Capacity—Unrestricted	500 lb (227 kg)
Platform Rotator	180°
JibPLUS®	
Length	8 ft (2.44 m)
Horizontal Motion¹	180°
Vertical Motion	130° (+75/-55)

Dimensional Data

A. Platform Size	36 x 96 in. (0.91 x 2.44 m)
B. Overall Width	Axles Retracted 8 ft 2 in. (2.49 m)
	Axles Extended 12 ft 6 in. (3.81 m)
C. Tailswing	5 ft 6 in. (1.67 m)
D. Stowed Height	10 ft (3.05 m)
E. Stowed Length	38 ft 11 in. (11.86 m)
F. Wheel Base	12 ft 6 in. (3.81 m)
Ground Clearance	Axle 12 in. (30 cm)
	Chassis 25.5 in. (65 cm)
Weight²	45,000 lb (20,411 kg)

Chassis

Max Ground Bearing Pressure*	107 psi (7.52 kg/cm²)
Drive Speed	3.25 mph (5.2 mph)
Gradeability	45%



Tel: 02 9818 1877 Fax: 02 9555 1337

Visit our website www.gillespiecranes.com.au



Our Strength is Service